


SPRING TRANSITION
Over-Seeded Lawns

When temperatures night time temperatures stay above 65 degrees for at least five days, it is time to transition your lawn.

1

Begin by lowering your mowing height to gradually remove approximately 50% of the leaf blade. This will create a more open canopy for heat to reach the soil surface and “wake up” the hybrid root system.

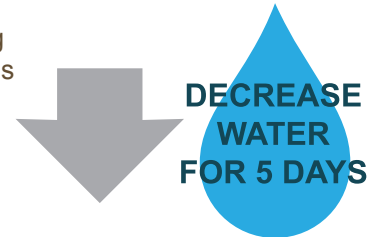


CUT 50% OF LEAF BLADE

You also have the option to aerify your lawn. With the use of an aerification machine or tool, small plugs of soil are pulled from the ground. This is another way to get the necessary heat to the root system and encourage hybrid Bermuda to come out of dormancy. Please note, aerification should only be done after May 1st. Your local hardware store should carry tools to aerify your lawn.

2

Cut back on water for five days. Don’t stop watering completely though, the hybrid root system still needs the water. You want to discourage the ryegrass and encourage the Bermuda. By cutting back on water, the ryegrass will begin to show signs of stress, this is good.




DECREASE WATER FOR 5 DAYS

3

Use a fertilizer high in ammonium sulfate. This will weaken the ryegrass even further, but will supply the Bermuda with the nutrients it needs to come out of dormancy more quickly.

USE FERTILIZER HIGH IN AMMONIUM SULFATE

Be sure to rake all of the remaining ryegrass as it dies out. If it remains on the surface of the lawn it will shade the Bermuda and take longer to green up.



WATERING GUIDE FOR OVER-SEEDED LAWN

Season	Times per week	Duration
January through March	1	15 to 20 minutes
April	2	10 to 15 minutes
May through October	2 to 3	15 to 25 minutes